


LED SURFACE DOWNLIGHT



01 Features



- 1.1.LED SURFACE DOWNLIGHT adopt international invention patents to solve industry pain points faced during production, installation and after-sales in the LED SURFACE DOWNLIGHT eld.
- 2.Seamless docking technolog make the lights link easily, changed the status quo that linear light have to reprocessing on the building site,eliminate a series of quality and process hazards caused by installation. you could link up to 10 lights in a series or use them individually.
3. The products are standard and integrated , convenient during production,package,shipping,installation and after-sales.
4. The lights have constant current and constant voltage intelligent control system, making they have high light ef ciency and long lifespan.It is a great option for schools, commercial, of ce, hotel, exhibition, high-speed rail station, airport and other high-demand places, bring you the most comfortable environment all the time.

02 Application



Of ce complex,Education,Communication area,Rest area

03 Product Parameter

Model	The light pattern	Power	Diameter Size	Luminous Flux	Color Temperature	PF	CRI	Control mode
DLL030F		30	φ215*40mm	2400Lm	WW/NW/WH	0.5	70	A-general switch control
DLL050F		50	φ295*49mm	4000Lm	WW/NW/WH	0.5	70	A-general switch control

04 Package Information

Model	Color box size	Quantity PCS	Outer box size	Net weight (KG)	Weight KG
DLL030F	L220*W220*H46mm	20	480*230*455mm	9.0	10.4
DLL050F	L303*W303*H55mm	10	570*315*320mm	10.0	11.1

05 Safety

1. Always shut off power to the circuit before starting installation work and ensure the circuit be connected correct by a competent electrician.
2. This product has a power cable on the back of the lamp. If you need to link them in a series, just need to connect one light to the AC power in a series.
3. It is forbidden to form a loop circuit when connecting the lights in series. When the lights group needs to form a closed loop in form, at least one 90° connector (L splicing) which only one end conducting be used.
4. Make sure the end cap was covered after installation.
5. When connecting the lights in a series, please do not connect more than 10 lights.

06 Led Surface Downlight Instruction Book

If the external flexible cable or cord of this luminaire is damaged, it shall be exclusively replaced by the manufacturer or his service agent or a similar qualified person in order to avoid a hazard. The light source contained in this luminaire shall only be replaced by the manufacturer or his service agent or a similar qualified person.